

You can make a difference if you Pick.Click.Give. Here's how you do that:

Step 1


Visit pfd.Alaska.gov & click the green Pick.Click.Give. button



located on the right side of the screen

Step 2


Click "Yes, proceed"



located at the bottom of the screen

Step 3

Fill out the fields:
Name, Social Security Number, Date of Birth, and Drivers License Number and click the button



Step 4

Under 2017 Applications on the right side of the page click the Details button




Step 5

To add or change your donation click the "Add or Change your Pick.Click.Give. Donations" button



Thank you for donating!

And that's it! Unless you want to add another pledge. To do that, click the "Back to Search" button



And repeat Steps 6 through 8 until you've added a pledge for each nonprofit you would like to support

Step 8


Select your pledge amount

Step 2. Click Pledge Amount

Pledge List

Organization Amount

Then click the "Submit Changes" button



Step 7

To select, click the "Add Pledge" button



Step 6

Find your charity by using the search box

Organization Search

Name

600+ nonprofit organizations benefit from your donations

30,000+ Alaskans donate and help create positive change